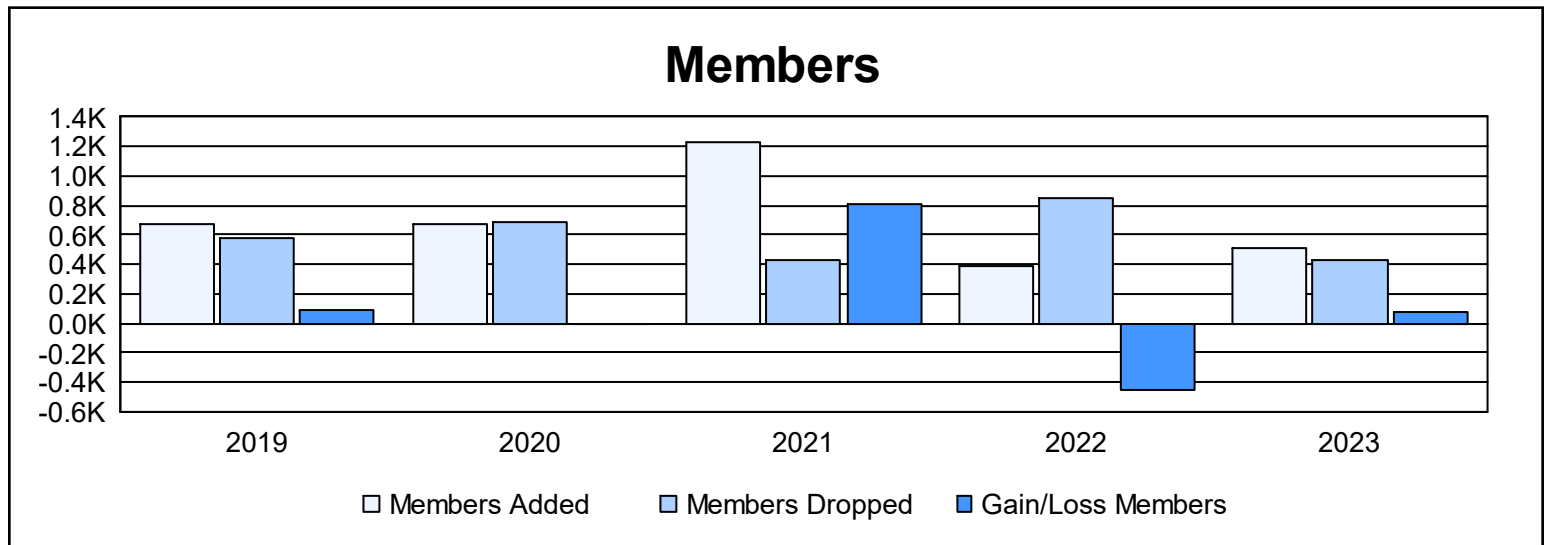
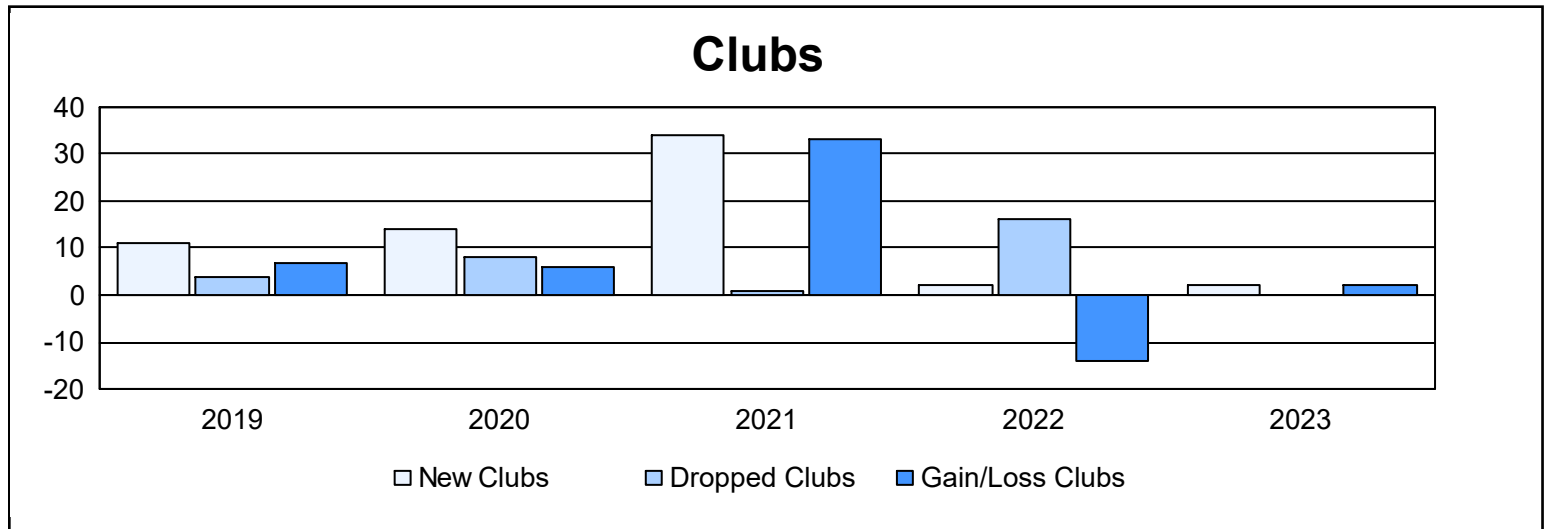
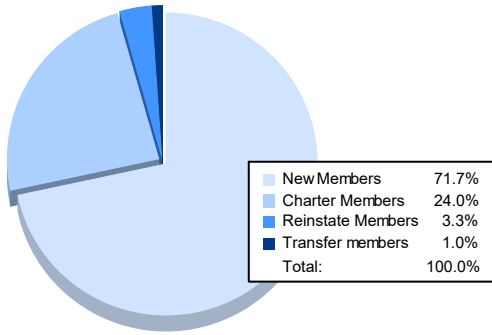


| Year           | New Clubs | Dropped Clubs | Gain/Loss Clubs | New Members | Charter Members | Reinstate Members | Transfer Members | Total Member Added | Total Members Dropped | Gain/Loss Members |
|----------------|-----------|---------------|-----------------|-------------|-----------------|-------------------|------------------|--------------------|-----------------------|-------------------|
| 2018-2019      | 11        | 4             | 7               | 384         | 263             | 24                | 4                | 675                | 585                   | 90                |
| 2019-2020      | 14        | 8             | 6               | 290         | 367             | 16                | 1                | 674                | 685                   | -11               |
| 2020-2021      | 34        | 1             | 33              | 528         | 697             | 8                 | 2                | 1,235              | 431                   | 804               |
| 2021-2022      | 2         | 16            | -14             | 302         | 60              | 22                | 1                | 385                | 844                   | -459              |
| 2022-2023      | 2         | 0             | 2               | 365         | 122             | 17                | 5                | 509                | 434                   | 75                |
| <b>Average</b> | <b>13</b> | <b>6</b>      | <b>7</b>        | <b>374</b>  | <b>302</b>      | <b>17</b>         | <b>3</b>         | <b>696</b>         | <b>596</b>            | <b>100</b>        |



### Membership Composition June 2023 Cumulative



### Gender Composition June 2023 Cumulative

